

The Donald E. Stephens Convention and Conference Center offers extensive flexibility. Its six separate but connecting exhibit halls provide the capability of accommodating 3,566 10' x 10' exhibit booths, ranging from 100 to 1,225 booths in a single hall. The Conference Center offers 92,000 square feet that will accommodate up to 50 meetings and a Ballroom for general sessions capable of hosting up to 4,000 people or banquets for 3,000.



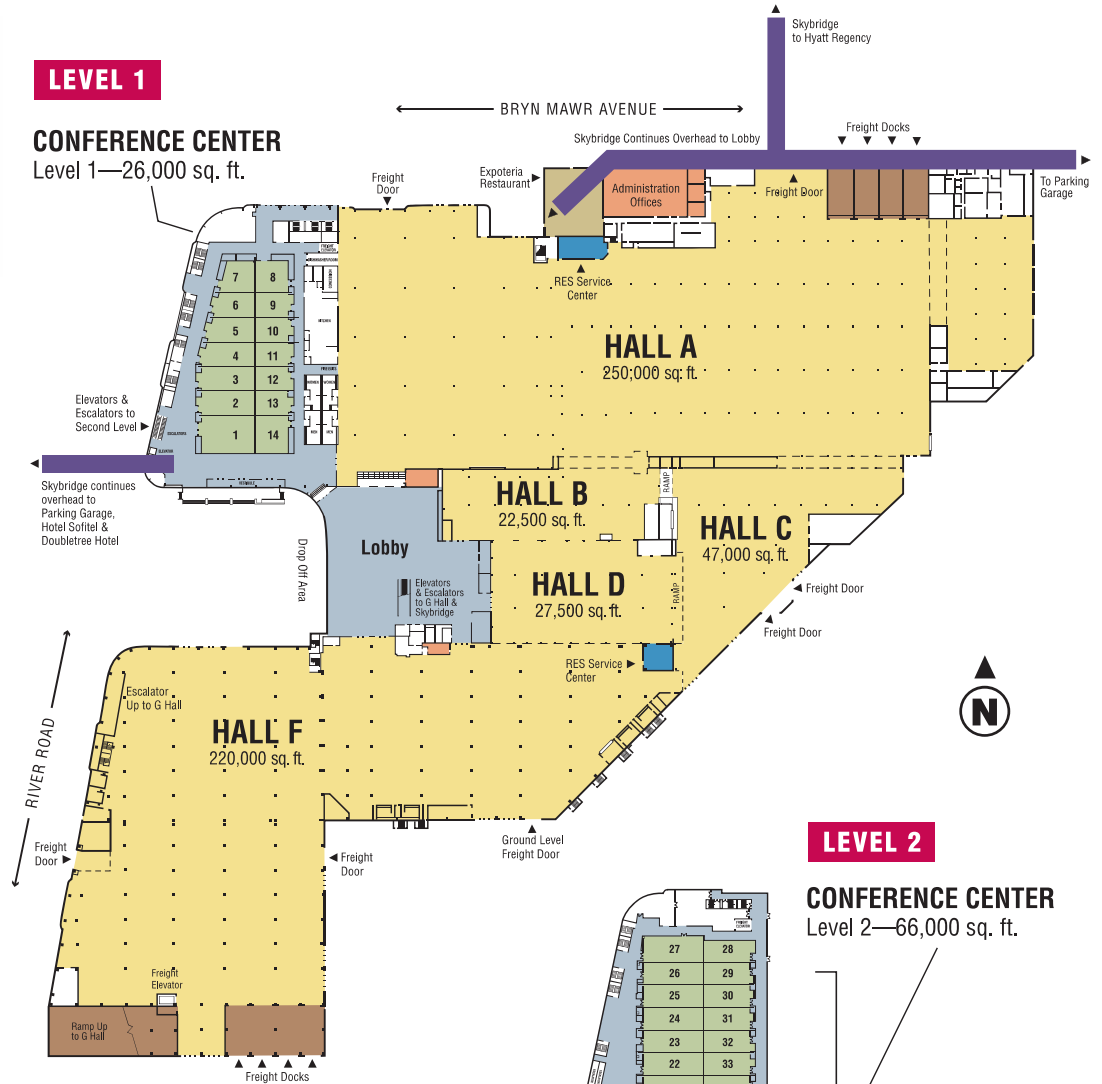
5555 N. River Road
Rosemont, IL

Admin. Office:
9301 W. Bryn Mawr
Rosemont, IL 60018
Phone: (847) 692-2220
Fax: (847) 696-9700
descenter@rosemont.com
www.rosemont.com

- Exhibit Space
- Meeting Space
- Lobby & Corridor
- Show Offices
- Skybridge
- Restaurant
- RES Service Centers
- Docks & Ramps

LEVEL 1

CONFERENCE CENTER
Level 1—26,000 sq. ft.



LEVEL 2

CONFERENCE CENTER
Level 2—66,000 sq. ft.

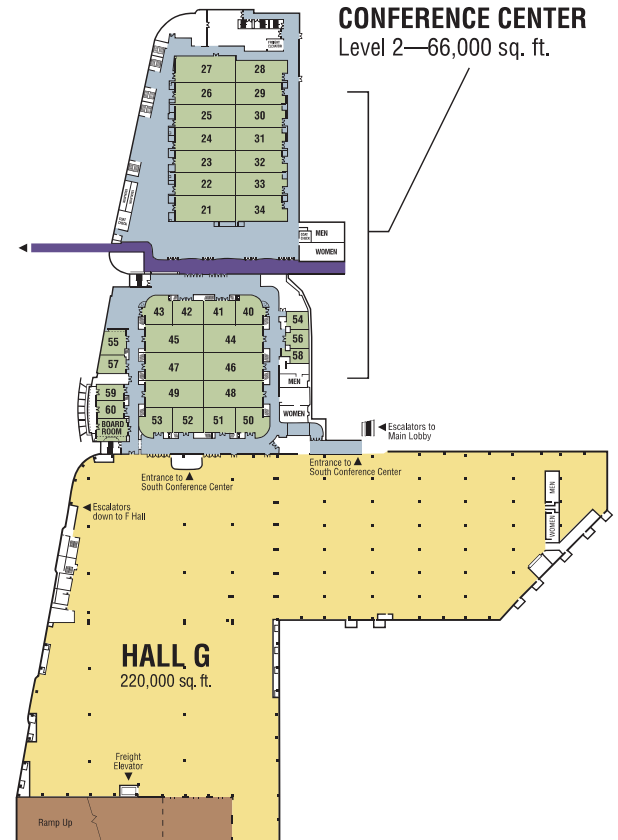


Exhibit Hall	Gross Sq.Ft.	Booth Capacity 10' x 10'	Ceiling Height	Floor Type
A	250,000	1225	19'6"	Concrete
B	22,500	115	18'6"	Concrete
C	47,000	191	18'6"	Concrete
D	27,500	125	24'6"	Concrete
F	220,000	955	18'6"	Concrete
G	220,000	955	18'6"	Concrete

Meeting Facilities	Gross Sq.Ft.	Capacity	Ceiling Height	Floor Type
Conference Center-Level 1	26,000	14 Rooms	17'	Carpet
Conference Center-Level 2	66,000	36 Rooms	17'	Carpet

LEVEL 1

CONFERENCE CENTER
26,000 sq. ft.

Elevators & Escalators to Second Level



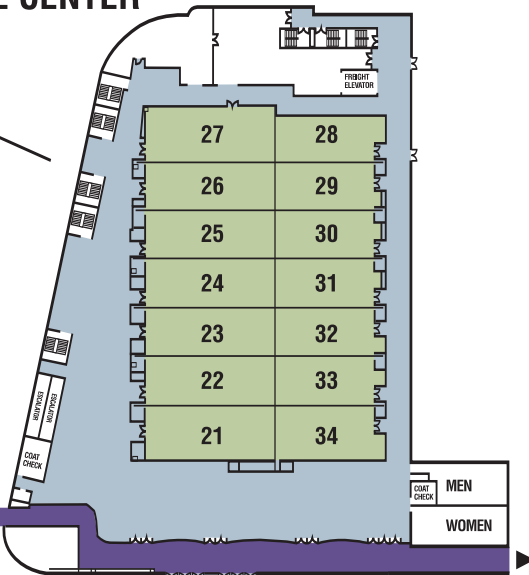
Room	Sq. Feet	Dimensions	Banquet	Theater	Schoolroom
1	3,008	47x64	220	325	228
2	1,920	30x64	170	240	156
3	1,920	30x64	170	240	153
4	1,920	30x64	150	220	144
5	1,440	30x48	120	175	108
6	1,230	30x41	100	160	96
7	1,435	35x41	90	150	90
8	1,517	37x41	120	175	108
9	1,230	30x41	100	160	96
10	1,230	30x41	100	160	96
11	1,230	30x41	100	160	96
12	1,230	30x41	100	160	96
13	1,230	30x41	100	160	96
14	1,927	47x41	150	240	136

TOTAL	14	22,000	N/A	1,800	3,000	1,700
		Ballroom				

LEVEL 2

CONFERENCE CENTER
38,000 sq. ft.

Skybridge to Parking Garage, Hotel Sofitel & Doubletree Hotel

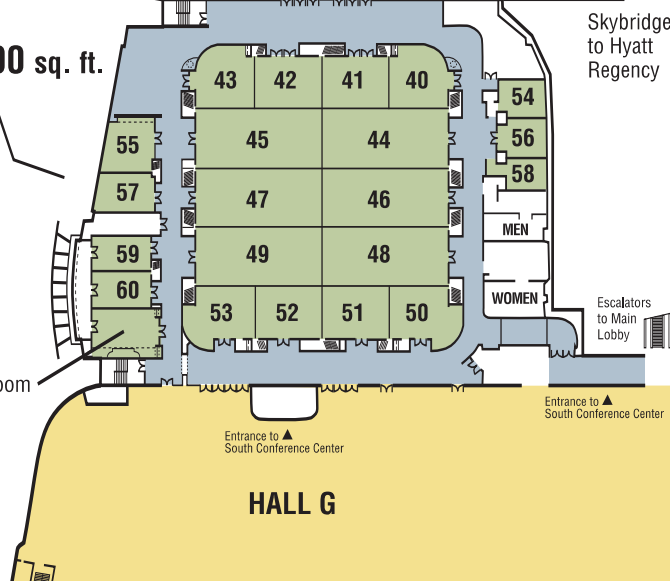


Room	Sq. Feet	Dimensions	Banquet	Theater	Schoolroom
21	2,720	34x80	210	285	196
22	2,400	30x80	200	250	170
23	2,400	30x80	200	250	170
24	2,400	30x80	200	250	170
25	2,400	30x80	200	250	170
26	2,400	30x80	200	250	170
27	2,720	34x80	210	285	196
28	1,680	28x60	170	175	120
29	1,800	30x60	170	190	130
30	1,800	30x60	170	190	130
31	1,800	30x60	170	190	130
32	1,800	30x60	170	190	130
33	1,800	30x60	170	190	130
34	2,040	34x60	180	210	145

TOTAL	14	30,000	N/A	3,000	4,000	2,200
		Ballroom				

28,000 sq. ft.

Boardroom



40	784	28x28	50	70	48
41	952	28x34	60	90	60
42	952	28x34	60	90	60
43	784	28x28	50	70	48
44	1,736	28x62	140	150	110
45	1,736	28x62	140	150	110
46	1,736	28x62	140	150	110
47	1,736	28x62	140	150	110
48	1,736	28x62	140	150	110
49	1,736	28x62	140	150	110
50	784	28x28	50	70	48
51	952	28x34	60	90	60
52	952	28x34	60	90	60
53	784	28x28	50	70	48

TOTAL	14	17,360	124x140	1,320	2,500	1,240
		Ballroom				

54	460	23x20	30	45	24
55	672	24x28	40	60	32
56	460	23x20	30	45	24
57	480	24x20	30	45	24
58	345	23x15	20	30	18
59	522	29x18	30	45	24
60	522	29x18	30	45	24
Boardrm	696	29x24	Conference style for 16 people		